

SPEEDSTILE

The journey towards a safer world
starts at the entrance.



SPEED



FL^s
SPEEDSTILE

FL
SPEEDSTILE

OSTILE



BP
SPEEDSTILE

FP
SPEEDSTILE

Free movement and full security were once opposites... we've made the differences vanish into thin air.

Elegant and sophisticated design combined with the best technology available makes our SpeedStile suitable for all areas where aesthetic values, excessive flow, maximum reliability and uncompromised security are high in demand. By integrating access control devices, our pedestrian speed gates provide high security and capacity in one solution that effectively prevents unauthorized passage. Our SpeedStile's are also available in extra wide versions that comply with Disabled Access requirements.



GREATER PEOPLE FLOW

Speed of operation allowing passage of up to 40 people per minute whilst preserving maximum user safety

HIGHER SECURITY

Unique algorithm for fraudulent passage detection including tailgating, wrong way direction, crawling and leave lane time out. The variety of lane lengths and panel heights also contributes to increasing security



BETTER FUNCTIONALITY

Contactless control barrier, ergonomic design, over 50 parameter settings as well as a selection of user information displays for improved user guidance

SMARTER IMAGE

Endless choice of designs and finishes to suit any architectural environment



FLS

SPEEDSTILE

Swing Doors pedestrian speed gate

- Swing doors opening in the direction of passage for an optimum welcome effect
- Minimum footprint
- Minimalist design with high customisation potential
- Advanced user safety system



FL

SPEEDSTILE

Swing Doors pedestrian speed gate

- Swing doors opening in the direction of passage for an optimum welcome effect
- Sleek and transparent design made of glass and stainless steel
- Variety of swing door heights for improved security
- Smart combination of safety and people flow control



BP

SPEEDSTILE

Retractable Flaps pedestrian speed gate

- Unique algorithm for optimal flow control detection
- High flow of passage, enhanced with normally open functionality
- Variety of materials and finishes for optimum customisation
- Selection of parameter settings for custom operation



FP

SPEEDSTILE

Retractable Doors pedestrian speed gate

- Variety of retractable door heights for improved security
- Unique algorithm for optimal flow control detection
- High flow of passage, enhanced with normally open functionality
- Variety of materials and finishes for optimum customisation
- Selection of parameter settings for custom operation



TAILGATING

• On receiving a valid signal, the SpeedStile opens, permitting single person entry. The user enters the controlled zone, monitored by a sophisticated electronic detection system.

• The user is then closely followed by a second, unauthorised user, initiating an alarm sequence, causing the barrier panels to close. Local legislation dictates that in some instances, it is not permissible to close the barrier panels, i.e. a user has entered the safety zone across the barrier panels; the gap between users is too small to be detected.

• Should a fraudulent passage be detected, an audible alarm will be generated. In addition, a remote output is also available (i.e. for connection to CCTV).




• Prior to receiving a valid signal from the first user, a second user closely follows into the controlled zone. The electronic detection system prevents the SpeedStile from opening and an alarm is generated, requiring both users to vacate the controlled zone, at which point the SpeedStile will reset.

WRONG WAY

• On receiving a valid signal, the SpeedStile opens, permitting single person entry. The user enters the controlled zone, monitored by a sophisticated electronic detection system.

• An unauthorised user then enters the SpeedStile from the opposite direction, initiating an alarm sequence, causing the barrier panels to close. Local legislation dictates that in some instances, it is not permissible to close the barrier panels, i.e. a user has entered the safety zone across the barrier panels.

• Should a fraudulent passage be detected, an audible alarm will be generated. In addition, a remote output is also available (i.e. for connection to CCTV).



• Prior to receiving a valid signal from the first user, an unauthorised user enters the controlled zone from the opposite direction. The electronic detection system prevents the SpeedStile from opening and an alarm is generated, requiring both users to vacate the controlled zone, at which point the SpeedStile will reset.



- » Slim and transparent design
- » Minimal footprint
- » User-friendly... for everyone
- » Endless customisation potential
- » Seamless security barrier
- » Length and width versatility
- » Greater user safety

Expressive smartness revealed in every line...

FL
SPEEDSTILE



SPEEDSTILE FL EV 1200



SPEEDSTILE FL EV 1800



SPEEDSTILE FL BA 1200



SPEEDSTILE FL EV 1000

- » Slim and transparent design
- » User-friendly... for everyone
- » Scalable and unobtrusive physical barrier
- » Durability and reliability
- » Versatile operating modes
- » Greater user safety






- » Sleek and sophisticated design
- » Intuitive user guidance
- » Ability to integrate and interface
- » Scalable detection of movement
- » Versatile operating modes
- » Ambient lighting effect

Freedom of movement brought in its most secure form...

FP
SPEEDSTILE




- » Ergonomic design
- » Intuitive user guidance
- » Ability to integrate and interface
- » Scalable physical security barrier
- » Maximum flow control
- » Versatile operating modes
- » Endless customisation potential



YOUR SPEEDSTILE

FL^S _{SPEEDSTILE} **BA**



FL^S _{SPEEDSTILE} **EV**



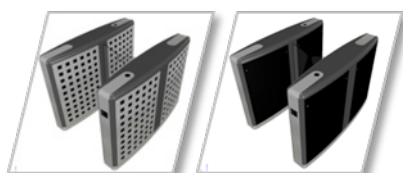
FL _{SPEEDSTILE} **BA**




FL _{SPEEDSTILE} **EV**




BP _{SPEEDSTILE} **BA**




BP _{SPEEDSTILE} **EV**



FP _{SPEEDSTILE} **BA**



FP _{SPEEDSTILE} **EV**



YOUR SPEEDSTILE DS^{series}

FL^S DS^{series}
SPEEDSTILE



BP DS^{series}
SPEEDSTILE



FP DS^{series}
SPEEDSTILE



1ST ENTRANCE CONTROL EQUIPMENT OF ITS KIND
PIONEERED BY GUNNEBO IN **1998**

15 YEARS EXPERIENCE IN DESIGNING SPEEDSTILE LANES

4 MODELS, **1234** WAYS TO CUSTOMISE

40 THOUSAND SPEEDSTILE LANES INSTALLED WORLDWIDE

90 MILLION PASSAGES DAILY

UNIQUE ALGORITHM FOR FRAUDULENT PASSAGE DETECTION TIME **5**
INTRUSION - TAILGATING - CRAWLING - WRONG WAY - LEAVE LANE TIMEOUT

HIGH PEOPLE FLOW: UP TO **40** PASSAGES PER MINUTE

MAXIMUM RELIABILITY WITH **5** MILLION MCBF (Mean Cycles Between Failure)

ABU DHABI | AMSTERDAM | BANGKOK | BARCELONA | BEIJING | BOGOTA | BRUSSELS | CAPE TOWN | COPENHAGEN | DURBAN | DUBAI | EDINBURGH
| FRANKFURT | GENEVA | HONG KONG | HANOI | JAKARTA | JOHANNESBURG | KINSHASA | KUALA LUMPUR | LAGOS | LISBON | LONDON |
LUXEMBURG | MADRID | MELBOURNE | MILAN | MEXICO CITY | MOSCOW | MUMBAI | NAIROBI | NEW YORK | OSLO | PARIS | PRAGUE | ROME |
SAN FRANCISCO | SEOUL | SHANGHAI | SINGAPORE | STOCKHOLM | SYDNEY | TAIPEI | VANCOUVER | WARSAW | WASHINGTON | WELLINGTON

www.speedstile.com



GUNNEBO®
For a safer world

SPEEDSTILE in brief